



Received on 19 June, 2018; received in revised form, 03 July, 2018; accepted, 09 July, 2018; published 01 September, 2018

EFFECT OF COOKING METHODS ON BIOACTIVE COMPOUNDS IN VEGETABLES

T. Kamalaja^{*}, M. Prashanthi and K. Rajeswari

Foods and Nutrition, AICRP-H.Sc, Professor Jayashankar Telangana State Agricultural University, Hyderabad - 500030, Telangana, India.

Keywords:

Vegetables,
Bioactive compounds,
Phytochemicals, Open cooking and
pressure cooking, FRAP, AOA,
DPPH, Phenols, Flavonoids,
Antioxidants

Correspondence to Author:

T. Kamalaja

Foods and Nutrition, AICRP-H.Sc,
Professor Jayashankar Telangana State
Agricultural University, Hyderabad -
500030, Telangana, India.


E-mail: pillikamalaja@gmail.com

ABSTRACT: Vegetables are very rich in health-promoting phytochemicals like flavonoids and phenolic compounds. The objective of the study was to investigate the effect of commonly used cooking (*i.e.*, open and pressure cooking) methods on phytochemical content (*i.e.*, polyphenols, flavonoids) and antioxidant activity levels as measured by DPPH and FRAP assay. Results showed that cooking methods has a great effect on phytonutrients and caused significant losses of flavonoids and increase in phenolics and antioxidant activity levels when compared with raw vegetables. Bitter gourd scored highest mean value, 1033.8 mg GAE/100g, and drumstick scored the lowest mean value, 222.3 mg GAE/100g, for total phenolic content. The flavonoid content ranged between 14.18 to 91.7 mg RE/100g in the selected vegetables. There was significant increase ($p < 0.01\%$ and $p < 0.05\%$) in antioxidant activity levels in vegetables upon both open and pressure cooking.

INTRODUCTION: Vegetables contain dietary antioxidants, such as water-soluble vitamin C and phenolic compounds, as well as lipid soluble vitamin E and carotenoids, contribute to both the first and the second defense lines against oxidative stress. As a result, the consumption of vegetables may protect humans from chronic angiogenic diseases, such as cardiovascular diseases, chronic inflammation, arthritis, and cancer^{1, 2, 3, 4, 5}. The phenolic metabolites, including tocopherols, flavonoids, phenolic acids, alkaloids, chlorophyll derivatives, or carotenoids^{6, 7}, possess high antioxidant capacity and have significant health benefits⁸.

The studies have demonstrated that phenols and flavonoids contribute to a higher extent than vitamin C, carotenoids, and others to the antioxidant capacity of fruits and vegetables. Most of the studies proved that, higher concentrations of vitamin C in fruits contribute only 10 - 20% of the total antioxidant capacity. However, low concentrations of vitamin E in fruits contribute significantly higher antioxidant capacity than the vitamin C.

The fruits are mostly consumed in raw form, but vegetables need to be cooked to enhance their palatability and taste. However, cooking brings about a number of physical and chemical changes in the vegetables⁹. These changes could be both beneficial and detrimental depending on the extent and type of treatment conditions. The cooking treatments like boiling, microwaving, baking, frying and griddling lead to changes in texture and nutritional properties of the vegetables¹⁰.

	QUICK RESPONSE CODE DOI: 10.13040/IJPSR.0975-8232.IJP.5(9).605-11
	Article can be accessed online on: www.ijpjournal.com
DOI link: http://dx.doi.org/10.13040/IJPSR.0975-8232.IJP.5(9).605-11	

Studies have reported that cooking softens the cell walls which lead to increase in the extraction of carotenoids¹¹. However, other studies have reported that cooking can also lead to loss in essential vitamins, antioxidants, water soluble and heat labile compounds. The extent of loss is dependent on the type of cooking treatment¹² and the phytochemical compositions of the cooked vegetable¹³. Cooking processes may have an effect on the antioxidant content of food due to antioxidant release, destruction, or creation of redoxactive metabolites¹⁴. Antioxidant compounds, such as ascorbic acid and some carotenoids, are very sensitive to heat and storage.

Conversely, polyphenols have shown a certain stability when exposed to high temperatures¹⁵. Previous studies conducted on different vegetables showed that, after cooking, total polyphenol content and antioxidant activity of samples can be higher or lower compared to fresh vegetables. For example, Faller and Fialho, 2009¹⁵ showed that cooking decreased antioxidant capacity for most of the vegetables and small differences found between the cooking methods applied.

Wachtel-Galor et al., 2008¹⁴ reported that the antioxidant content was lower in microwaved samples and was followed by boiled and steamed samples and decreased with longer cooking time, regardless of the method in all cooked vegetables. Antioxidant contents increased for all steamed vegetables over that of raw vegetables. Effects were variable for boiling and microwaving. Boiling caused lesser antioxidant loss in cooking than did microwaving. Turkmen et al., 2005¹⁶ reported that after cooking, total antioxidant activity increased or did not change depending on the type of vegetable but not type of cooking. Zhang and Hamauzu, 2004¹⁰ pointed out that antioxidant components and antioxidant activity in broccoli samples were lost quickly during cooking.

Based on above the facts, the present study was carried out with the objective to investigate the effect of common domestic cooking processes, open cooking and pressure cooking, on phenolics and flavonoids and total antioxidant capacity of commonly grown and consumed vegetables in Telangana state, India.

MATERIALS AND METHODS:

Procurement of Samples: The commonly consumed vegetables of Telangana states, which include beans (*Phaseolus vulgaris*), bittergourd (*Momordica charantia*), cluster beans (*Cyamopsis tetragonoloba*), and drumstick (*Moringa oleifera*), were purchased from local markets of the AICRP adopted villages in Moinabad Mandal, Rangareddy district, Telangana state, India, during the rainy season.

Processing Treatments:

Open Cooking: The edible portion of vegetables was placed into a stainless steel pan with 1000 ml of boiling water (100 °C) and covered with a lid. The boiling was continued till vegetables were cooked. The cooked vegetables were cooled rapidly on plenty of ice.

Pressure Cooking: The edible portion of vegetables was placed in a pressure cooker, containing water (1000 ml) and a pressure valve for high pressure-cooking and cooked till first whistle. The pressure was slowly released and the cooked samples were cooled rapidly on plenty of ice.

Extraction of the Sample: 80% methanol acidified with 6N hydrochloric acid (pH 2.0) was used as solvent for extracting the samples from the vegetables.

Analysis of Bioactive Components: Total phenolic content¹⁷, flavonoids¹⁸, and antioxidant activity properties, (DPPH Radical-Scavenging activity,¹⁹ and Ferric reducing antioxidant power FRAP)²⁰ were estimated in the extracts using standard analysis procedures.

Statistical Analysis: All data were presented as means \pm standard deviation. Differences between variables were tested for significance by using ANOVA test, followed by multiple comparisons.

Total Phenolic Content of Selected Vegetables: Table 1 indicates that in fresh form, bitter gourd scored highest mean value, 1033.8 mg GAE/100g and drumstick scored the lowest mean value, 222.3 mg GAE/100g for total phenolic content among the vegetables selected. The ranking of vegetables for the total phenolic content in raw form was bitter gourd > cluster bean > beans > drum stick.

The results showed increase in total phenolic content in open and pressure cooking treatments in all the vegetables studied, beans (8.77, 15.09%), bitter guard (202.62, 260.30%) and drumsticks (15.07, 28.10), whereas decrease in phenolic

content was observed in cluster beans (-19.97, -9.55%). The increase in total phenolic content was ranged from 8.77% to 202.6% in open cooking while in pressure cooking it was ranged between 28.10% to 260.30% in selected vegetables.

TABLE 1: TOTAL PHENOLIC CONTENT OF SELECTED VEGETABLES (mg GAE/100 g)

S. no.	Foods	Raw (Control)	Open cooked (T1)	% Change	Pressure cooked (T2)	% Change	F-value
1	Beans	501.4(±0.019)	545.4(±1.98)	8.77	577.13(±2.02)	15.09	1874.5**
2	Bitter gourd	1033.8(±2.27)	3128.7(±1.9)	202.62	3725(±2.4)	260.30	1569440**
3	Cluster beans	583.0(±2.42)	466.8(±3)	-19.97	527.6(±2.3)	-9.55	1972.7**
4	Drumstick	222.3±0.02	255.7(±1.7)	15.07	284.67(±2.03)	28.10	936.6**

The total TPC content of selected vegetables within the group and between the treatments (raw (C), open (T1) and pressure cooking (T2)) showed significant increase at 1% level.

In India, open cooking and pressure cooking methods are popularly used means for preparation of recipes with vegetables. This study indicated that the different food processing methods did not affect the phenolic compounds in the vegetables. Phenolic compounds in vegetables are present in both soluble forms and combined with cell-wall complexes. Studies performed on different vegetables after cooking show that the total polyphenol content and antioxidant capacity could be either higher or lower in comparison to fresh food. The cooking treatment usually causes significant changes in the total phenolic content in the vegetables²¹. The dissimilarity may have been due to the differences in the extraction and cooking

methods. The loss could be due to phenolic breakdown during cooking¹⁶. The gain could be to decomposition of some polyphenols bound to dietary fibre of vegetables releasing free phenolic compounds that increase their detection²². Yamaguchi *et al.*, (2001)²³ has told that heat treatment usually leads to inactivation of polyphenol oxidase and other oxidising enzymes, which in turn slows down the phenolic destruction by oxidation on exposure to the surrounding environment and deactivation of these enzymes avoid the loss of phenolics and, therefore, lead to the increase in total phenolic content.

In a study carried out by Ismail,²⁴ spinach was found to have the highest TPC, followed by swamp cabbage, kale, shallots and cabbage after cooking like boiling, steaming, microwaving and this increase was not significant ($p < 0.05$).

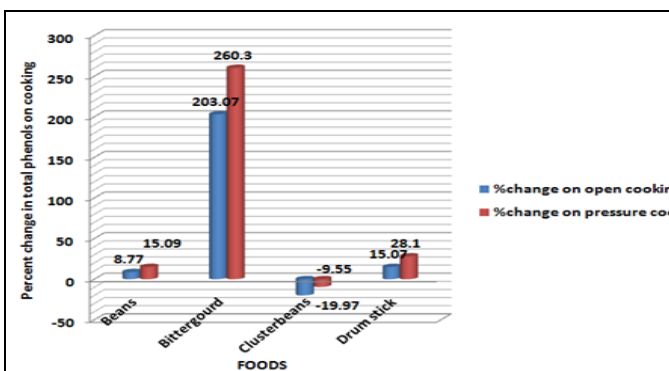
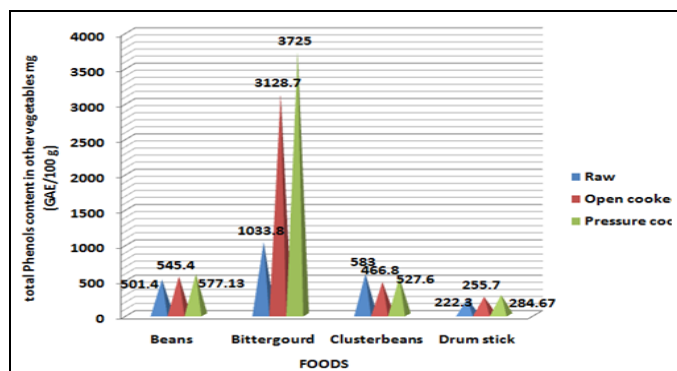


FIG. 1: TOTAL PHENOLIC CONTENT OF SELECTED VEGETABLES mg (GAE/100 g)

Total Flavonoid Content of Selected Vegetables:

In the selected vegetables, 14.18 - 91.7 mg RE/100g of flavonoid content was observed in raw form. The sequence of selected vegetables (fresh form) in the flavonoid content was bitter gourd > beans > cluster beans > drumstick.

Table 2 revealed that both the cooking methods decreased the flavonoid content in all the vegetables (beans, bitter gourd, cluster beans and drumstick). Cooking had both positive and negative effects on the flavonoid content depending on the type of vegetables.

Usually, thermal treatments have destructive effect on the flavonoid as they are highly unstable compounds²⁴. According to Adefegha and Oboh, 2011²⁵, total flavonoids of cooked vegetables were higher in total flavonoid content compared to the total flavonoid content of raw vegetables, indicating a possible release of some flavonoids during cooking of the green leafy vegetables, this indicates some flavonoids release during cooking. In the study of Saikia and Mahanta, 2013²¹ beetroot showed an increased TFC in steamed and boiled samples. According to Adefegha and Oboh, 2011²⁵ total flavonoids of cooked vegetables were higher than total flavonoids of raw vegetables, indicating a possible release of some flavonoids during the cooking of the green leafy vegetables; this indicates some flavonoids release during cooking.

In open cooking (T₁) the loss of flavonoids ranged from -26.2% to -53.88% whereas, in pressure cooking (T₂) it was ranged from -8.43% to -36.11%. However, the reduction of flavonoid content was found to be higher in open cooking method (T₁) compared to pressure cooking method (T₂).

The total flavonoid content of selected vegetables was compared with in the group and between the treatments, *i.e.* raw (C), open (T₁) and pressure cooking (T₂). The results showed that the reduction in flavonoids content was at 1% significance difference level in bitter gourd and cluster beans; whereas in beans and drumsticks the reduction in flavonoid content was at the significant difference level of 5%.

TABLE 2: TOTAL FLAVONOIDS CONTENT OF SELECTED VEGETABLES (mg RE/100g)

S. no.	Foods	Raw (Control)	Open cooked (T1)	% Change	Pressure cooked (T2)	% Change	F-value
1	Beans	17.17±1.36	10.89±2.36	-36.56	13.84±1.29	-19.35	9.75*
2	Bitter gourd	91.7±2.18	41.3±1.52	-53.88	58.6±2.23	-36.11	474.0**
3	Cluster beans	16.75±1.19	9.33±1.26	-44.29	12.58±1.96	-24.89	18.1**
4	Drum stick	14.18±2.02	10.46±1.86	-26.20	12.99±2.27	-8.43	2.54*

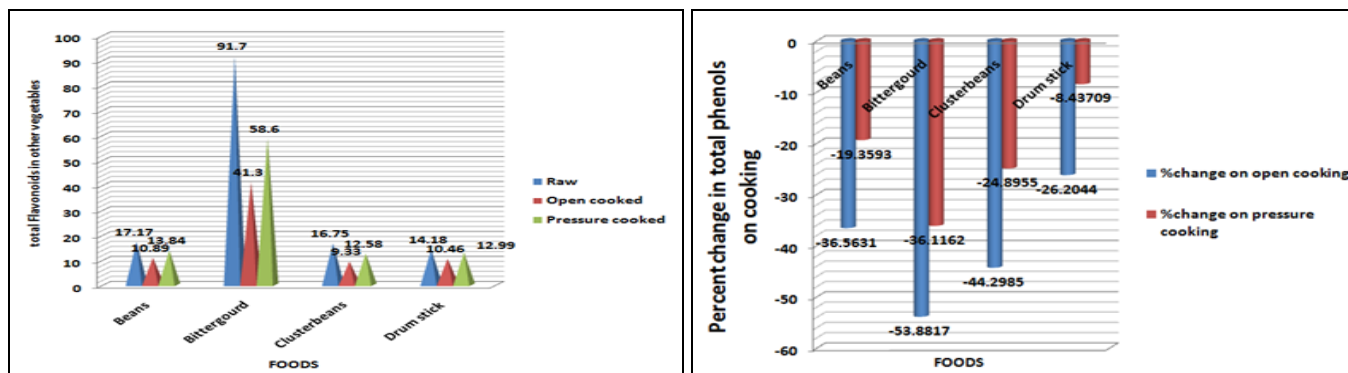


FIG. 2: TOTAL FLAVONOIDS CONTENT OF SELECTED VEGETABLES (mg RE/100g)

The Total Antioxidant Activity Level of Selected Vegetables:

Frap Method: The mean FRAP value was reduced in cluster beans by -17.11% in open cooking (T₁) and -10.2% in pressure cooking when compared to

raw (C). The remaining other vegetables, *i.e.* beans, bitter gourd and drumstick, the FRAP value was increased at a range of 5.57% to 9.45% in open cooking (T₁), and 12.14% to 23.51% in pressure cooking **Table 3**.

TABLE 3: THE TOTAL AOA OF SELECTED VEGETABLES BY FRAP METHOD (mg TE/100g)

S. no.	Foods	Raw (Control)	Open cooked (T1)	% Change	Pressure cooked (T2)	% Change	F-value
1	Beans	56.32(±3.01)	59.46(±2.13)	5.57	63.16(±2.6)	12.14	5.17*
2	Bitter gourd	315.76±1.46)	345.62(±1.8)	9.45	390(±2.06)	23.51	1302NS
3	Cluster beans	60.84(±1.3)	50.43(±1.8)	-17.11	54.62(±2.86)	-10.22	18.79**
4	Drum stick	53.62(±1.8)	58.96(±1.11)	9.95	61.32(±2.01)	14.36	16.3**

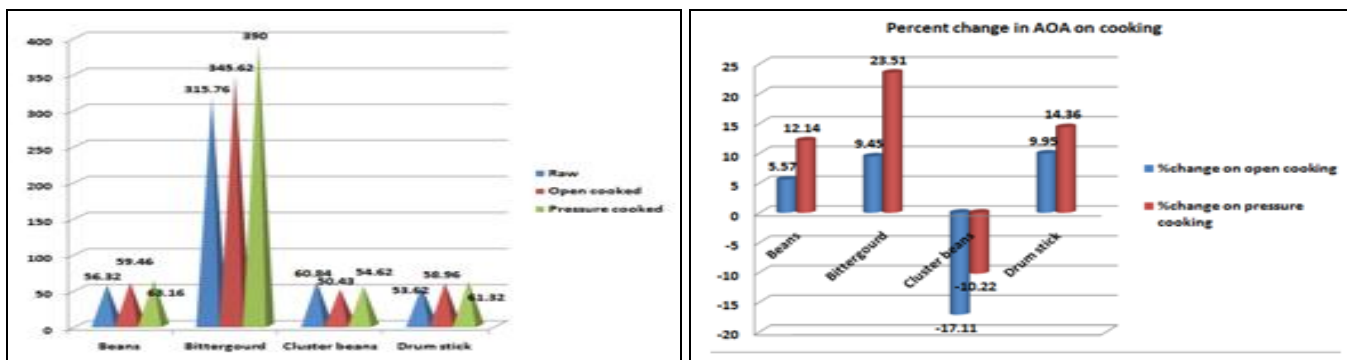


FIG. 3: THE TOTAL AOA LEVEL OF SELECTED VEGETABLES BY FRAP METHOD (mg TE/100g)

The total AOA content of selected vegetables in FRAP method was compared with the group of selected vegetables and between the treatments, *i.e.* raw (C), open (T₁) and pressure cooking (T₂) and found AOA in FRAP method was decreased in cluster beans and increased in drumsticks and beans at 1% level and 5% level respectively whereas bitter gourd showed no significant difference in total AOA upon cooking.

DPPH Method: The mean values for DPPHSA in selected vegetables and percent difference between the control and treatment extracts is shown in Table 4 and Fig. 4.

The mean value of DPPHSA in selected vegetables in raw form ranged from 69.41 to 92.97 mg TE/100g. The ranking of selected vegetables in AOA by DPPH method was bitter gourd > drumstick > cluster beans > beans. All the selected vegetables showed significant increase in AOA by DPPH method in both the cooked methods (open and pressure cooking) than in raw form.

The range of increase in total AOA of selected vegetables in open cooking was ranged between 6.91% and 13.93%, while in pressure cooking it was ranged from 4.18% to 54.8% when compared to raw.

TABLE 4: THE TOTAL AOA OF SELECTED VEGETABLES BY DPPH METHOD (mg TE/100g)

S. no.	Foods	Raw (Control)	Open cooked (T ₁)	% Change	Pressure Cooked (T ₂)	% Change	F-value
1	Beans	56.89 (±1.56)	64.82(±1.49)	13.93	61.54 (±1.46)	8.17	21.09**
2	Bitter gourd	92.97 (±2.37)	99.4(±1.63)	6.91	143.92 (±1.4)	54.80	673.5**
3	Cluster beans	69.41 (±2.41)	75.73(±2.41)	9.10	96.3 (±2.05)	38.74	112**
4	Drum stick	73.83 (±2.57)	78.35(±0.8)	6.12	76.92(±1.53)	4.18	5.01*

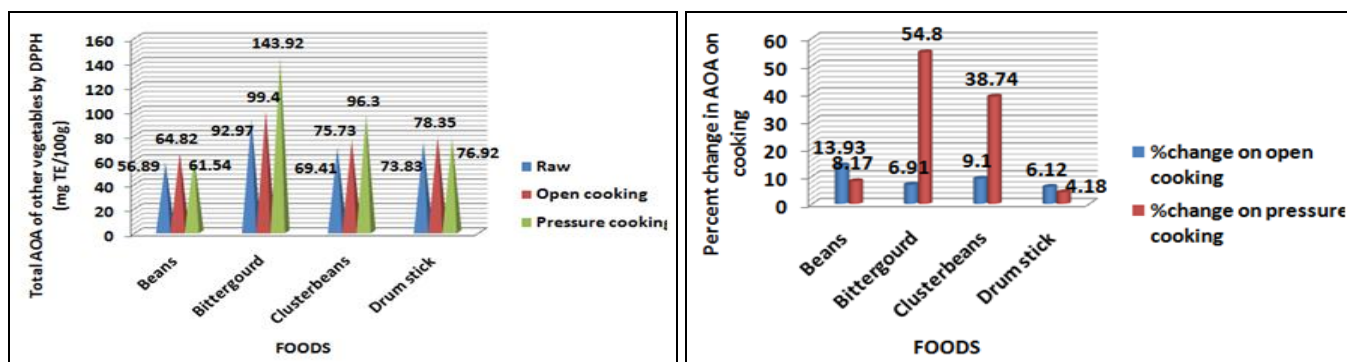


FIG 4: THE TOTAL AOA OF SELECTED VEGETABLES BY DPPH METHOD (mg TE/100g)

The total AOA content of selected vegetables in DPPH method was compared with the group of vegetables and between the treatments, *i.e.* raw (C), open (T₁) and pressure cooking (T₂). The results showed that a significance increase in total AOA content was observed at 1% level in beans, bitter gourd and cluster beans except drumstick, it

showed 5% significant difference level. Cooking procedures led to an increase in antioxidant activity in vegetables. This effect is perhaps due to production of redox-active secondary plant metabolites or breakdown products, but is highly likely to be related to release of antioxidants from intracellular proteins, changes in plant cell wall

structure, matrix modifications, and more efficient release of antioxidants during homogenization. Conversely, boiling reduces the antioxidant activity of beet, turnip, red cabbage, white cabbage, and broccoli. Microwave cooking of beet, black radish, red cabbage, broccoli, and white cabbage resulted in a significant reduction ($P < 0.01$) of antioxidant activity when compared to the respective raw state. Stir-frying increased antioxidant activity of red radish, broccoli, and white cabbage. Wachtel-Galor et al., 2008¹⁴ showed that the effects of cooking on antioxidant capacity of different vegetables may be different. According to Saikia and Mahanta, 2013 beetroot has showed an increase in radical scavenging activity of cooking and metal chelating capacity (MCC) was not detected.

It was reported that the antioxidant activity of the vegetables increased by cooking. This suggests that the pro-oxidant activity was due to peroxidases which were inactivated at high temperatures¹⁶ Beetroot has shown an increased and positive effect on FRAP and TPC for all the three cooking treatments like steamed, microwaved and boiled²¹ In the earlier study by Zhang and Hamazu, 2004¹⁰ said that there was no significant differences in the content of antioxidant components and antioxidant activity between conventional and microwave cooking. Another study indicated that enhanced effect was due to improvement of antioxidant properties of naturally occurring compounds or formation novel compounds such as Maillard reaction products having antioxidant activity²⁶. Ismail, Marjan and Foong, 2004²⁴ reported that antioxidant activities of the 1 min boiled vegetables were similar to the fresh ones.

Application of heat during cooking involves changes in the structural integrity and cellular matrix of the vegetables and this causes both positive and negative effects on the phytochemical properties. It was observed that cooking caused a significant change in the phenolic and flavonoid content in the selected vegetables. Usually, thermal treatments have destructive effect of the flavonoid and phenolic compounds as they are highly unstable compounds²⁴. In some cases, an increasing trend in phenolic and flavanoid content was observed upon thermal treatment. These could be due to the breakdown of the cellular matrix which helped in the binding of the total phenolics

with pectin or cellulose networks and making them more extractable into the solvents. Moreover, in some instances, the application of heat could cleave the phenolic-sugar glycosidic bonds resulting in the formation of phenolic aglycons, which has a high reactivity with Folin Ciocalteu reagent and thus leads to an increased value of total phenolic content¹⁷. Apart from that, the phenolics can be hydrophilic or lipophilic depending on their solubility pattern. The overall difference in the results of the total phenolics and flavonoids of the selected vegetables could be due to the presence of different phenolic groups in the vegetables and their susceptibility to change or destruction during the three cooking treatments. Cooking treatments altered the TPC and TFC of the vegetables although the direction of change and extent of change was not uniform across all vegetables and across all treatments.

CONCLUSION: The selected vegetables were found to be rich in total phenols, flavonoids and antioxidant activity levels. It was found that cooking had an impact on the antioxidant activity, total phenolics and flavonoid content. As the flavonoids are highly unstable compounds, application of cooking/heat resulted in decrease in flavonoid content. Cooking had a positive impact on phenolic and antioxidant levels in selected vegetables. Five servings of vegetables per day are recommended by the ICMR and mostly the vegetables are consumed after cooking. The study highlighted that the antioxidant activity of the vegetables do not significantly affected by the commonly used cooking methods and proved safe for phytonutrients.

ACKNOWLEDGEMENT: This work has been supported by the Indian Council of Agricultural Research (ICAR), Central Institute for Women in Agriculture (CIWA) and AICRP-Home Science, PJTSAU.

CONFLICT OF INTEREST: Nil

REFERENCES:

1. Middleton E, Kandaswami C and Theoharides TH: The effects of plant flavonoids on mammalian cells: implications for inflammation, heart disease, and cancer. *Pharmacological Reviews* 2000; 52: 673-751.
2. Saleem A, Husheem M, Harkonen P and Pihlaja K: Inhibition of cancer cell growth by crude extract and the

- phenolics of *Terminalia chebula* retz. fruit. Journal of Ethno-pharmacology 2002; 81: 327-336.
3. Prior RL: Fruits and vegetables in the prevention of cellular oxidative damage. American Journal of Clinical Nutrition 2003; 78: 570S-578S.
 4. Zhang Y, Vareed SK and Nair MG: Human tumor cell growth inhibition by nontoxic anthocyanidins, the pigments in fruits and vegetables. Life Sciences 2005; 76: 1465-1472.
 5. Chen CC, Liu LK, Hsu JD, Huang HP, Yang MY and Wang CJ: Mulberry extract inhibits the development of atherosclerosis in cholesterol-fed rabbits. Food Chemistry 2005; 91: 601-607.
 6. Hudson BJB: Food Antioxidants. London: Elsevier Applied Science 1990.
 7. Hall CA and Cuppett SL: Structure-activities of natural antioxidants. In Aruoma, O. I., and Cuppett, S. L. (Eds). Antioxidant methodology *in vivo* and *in vitro* concepts, Champaign, IL: AOCS Press 1997; 2-29.
 8. McDermott JH: Antioxidant nutrients: current dietary recommendations and research update. Journal of the American Pharmacists Association 2000; 40: 785-799.
 9. Rehman ZU, Islam, M and Shah WH: Effect of microwave and conventional cooking on insoluble dietary fibre components of vegetables. Food Chem 2003; 80: 237-240.
 10. Zhang D and Hamauzu Y: Phenolics, ascorbic acid, carotenoids and antioxidant activity of broccoli and their changes during conventional and microwave cooking. Food Chem 2004; 88: 503-509.
 11. Rodriguez-Amaya DB: Changes in carotenoids during processing and storage of foods. Arch Latinoamericanas de Nutri. 1999; 49: 38S-47S.
 12. Lin Ch-H and Chang Ch-Y: Textural change and antioxidant properties of broccoli under different cooking treatments. Food Chem 2005; 90: 9-15.
 13. Sangeeta S and Charu LM: Effect of steaming, boiling and microwave cooking on the total phenolics, flavonoids and antioxidant properties of different vegetables of Assam, India. International Journal of Food and Nutritional Sciences 2013; 2(3): 47-53.
 14. Wachtel-Galor S, Wong KW and Benzie IFF: The effect of cooking on Brassica vegetables. Food Chemistry 2008, 110, 706-710.
 15. Faller ALK and Fialho E: The antioxidant capacity and polyphenol content of organic and conventional retail vegetables after domestic cooking. Food Research International 2009, 42: 210-215.
 16. Turkmen N, Sari F and Velioglu S: The effect of cooking methods on total phenolic and antioxidant activity of selected green vegetables. Food Chemistry 2005; (93): 713-718.
 17. Singleton VL, Orthofer R, Lamuela-Raventos RM: Analysis of total phenols and other oxidation substrates and antioxidants by means of Folin-Ciocalteu reagent. Methods of Enzymology 1999; 299: 152-158.
 18. Zhishen J, Mengcheng T and Jianming W: The determination of flavonoid contents in mulberry and their scavenging effects on superoxide radicals. Food Chemistry 1999; 64(4): 555-559.
 19. Tadhani MB, Patel VH and Subhash R: *In vitro* antioxidant activities of *Stevia rebaudiana* leaves and callus. Journal of Food Composition and Analysis 2007; 20(3): 323-329.
 20. Benzie IF and Strain JJ: Ferric reducing/antioxidant power assay: Direct measure of total antioxidant activity of biological fluids and modified version for simultaneous measurement of total antioxidant power and ascorbic acid concentration. Methods in Enzymology 1999; 299: 15-27.
 21. Saikia S and Mahanta CL: Effect of steaming, boiling and microwave cooking on the total phenolic, flavonoid and antioxidant properties of different vegetables of Assam, India. International Journal of Food and Nutritional Sciences 2013; 2(3): 47-52.
 22. Stewart AJ, Bozonnet S, Mullen W, Jenkins GI, Lean MEJ and Crozier A: Occurrence of flavonols in tomatoes and tomato-based products. J Agric Food Chem. 2000; 48(7): 2663-2669.
 23. Yamaguchi T, Mizobuchi T, Kajikawa R, Kawashima H, Miyabe F and Terao J: Radical scavenging activity of vegetables and the effect of cooking on their activity. Food Sci Technol Res. 2001; 7: 250-7.
 24. Ismail A, Marjan ZM and Foong CW: Total antioxidant activity and phenolic content in selected vegetables. Food Chemistry 2004; 87: 581-586.
 25. Adefegha SA and Oboh G: Cooking enhances the antioxidant properties of some tropical green leafy vegetables. African Journal of biotechnology 2013; 10: 632-639.
 26. Manzocco L, Calligaris S, Masrocola D, Nicoli MC and Lericri CR: Review of non-enzymatic browning and antioxidant capacity in processed foods. Trends in Food Science and Technology 2001; 11: 340-346.

How to cite this article:

Kamalaja T, Prashanthi M and Rajeswari K: Effect of cooking methods on bioactive compounds in vegetables. Int J Pharmacognosy 2018; 5(9): 605-11. doi link: [http://dx.doi.org/10.13040/IJPSR.0975-8232.IJP.5\(9\).605-11](http://dx.doi.org/10.13040/IJPSR.0975-8232.IJP.5(9).605-11).

This Journal licensed under a Creative Commons Attribution-Non-commercial-Share Alike 3.0 Unported License.

This article can be downloaded to **ANDROID OS** based mobile. Scan QR Code using Code/Bar Scanner from your mobile. (Scanners are available on Google Playstore)